


# Microteaching



**Dr Iti Banerjee**  
**Assistant Professor**  
**Department of Education**  
**Durga Mahavidyalaya, Raipur (C.G.)**



# What is Teaching?

- The best approach to understanding the nature of teaching is establishing a harmonious relationship between teacher, student and subject.
  - Teaching is the activity of facilitating learning.
  - Effectiveness in teaching does not relate to teacher's age, sex and teaching experience.
- 



# What is learning and How Learning happens?.....

- ▶ Learning Knowledge acquired by study.
- ▶ Learning happens and knowledge is generated.
- ▶ There is a Famous saying:
  - I hear ..... I forget;
  - I see ..... I remember;
  - I do ..... I understand;



# How Learning happens? ....

## We remember .....

- 20% of what we hear;
- 30% of what we see;
- 50% of what we see and hear;
- 90% of what we see, hear and do.


# Microteaching

- Dr Allen and his group evolved Microteaching in 1963 in America.





# What is Microteaching?

- Teaching of a small unit of content to the small group of students [6-10 number] in a small amount of time [5-10 min.]
  - To train inexperienced student-teachers for acquiring teaching skills.
  - To improve the skills of experience teachers.
- 



# DEFINITION

- ▶ Microteaching is a scaled down teaching encounter in class size and class.

- Allen DW

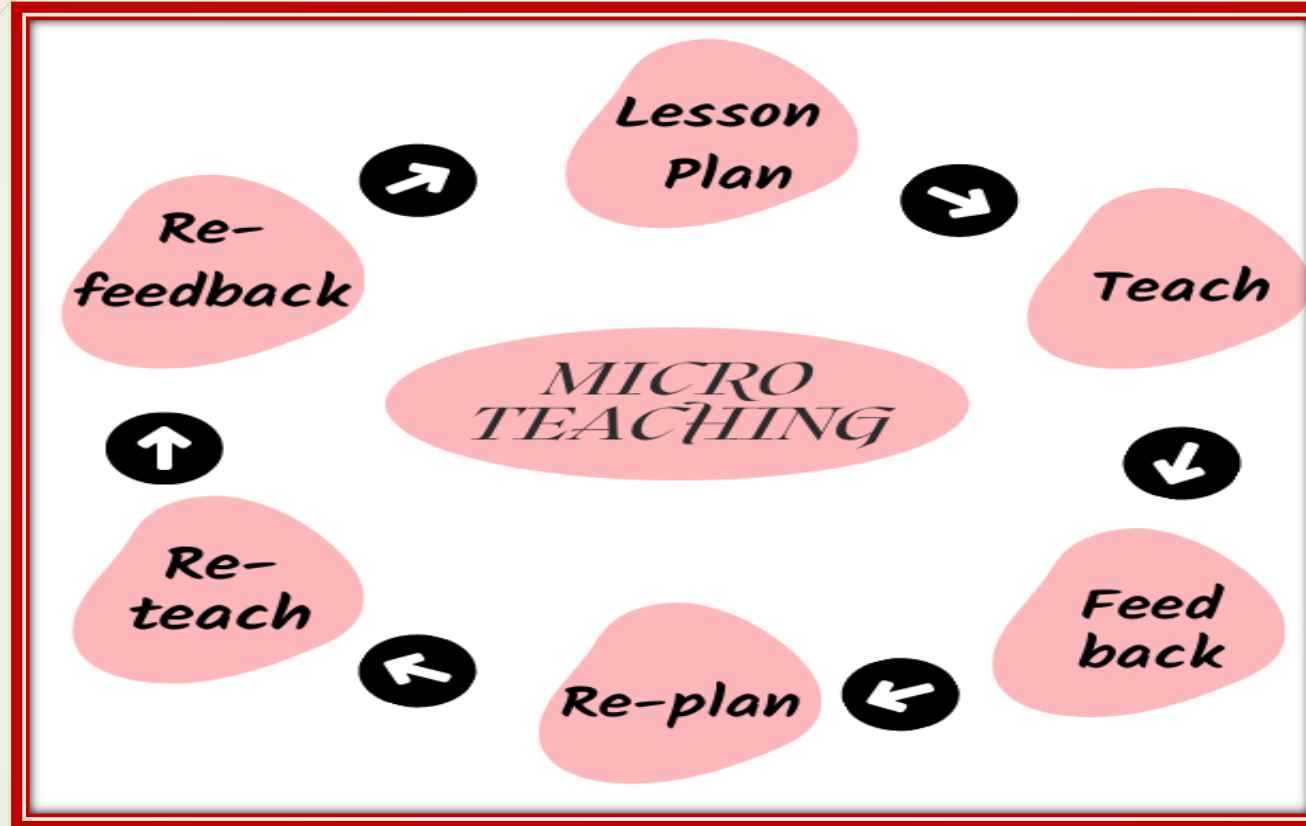
- ▶ Microteaching is a system of controlled practice that makes it possible to concentrate on specific teaching behavior and practice under controlled conditions.

- Allen & Eve

# Microteaching Cycle

Step-1	: Micro Lesson Plan [may take 2 hrs/a day]	
Step - II	: Teach	6 min.
Step - III	: Feedback Session	6 min.
Step - IV	: Re - plan	12 min.
Step -V	: Re - teach another group	6 min.
Step - VI	: Re – feedback	6 min.
		-----
	Total	36 min.[Appr.]

# Microteaching Cycle





# Characteristics of Microteaching

- Duration of teaching as well as number of students are less.
- Content is divided into smaller units.
- Only one teaching skill is considered at a time.
- Provision of immediate feedback.
- In micro teaching cycle, there is facility re-planning, re-teaching and re-evaluation.
- It puts the teacher under the microscope.
- All the faults of the teacher are observed.
- The problem of discipline can also be controlled.



# Comparison Between Microteaching and Traditional Teaching

## Traditional Teaching


- ▶ Class consists of 40 to 60 students.
- ▶ The teacher practices several skills at a time.
- ▶ The duration is 40 to 45 minutes.
- ▶ Immediate feed-back is not available.
- ▶ There is no control over situation.
- ▶ The role of the supervisor is vague(not clear).
- ▶ Pattern of classroom interaction cannot be studied.

## Microteaching

- ▶ Class consists of a small group of 6 to 10 students.
- ▶ The teacher takes up one skill at a time.
- ▶ Duration of time for teaching is 5 to 7 minutes.
- ▶ There is immediate feed-back.
- ▶ Teaching is carried on under controlled situation.
- ▶ The role of supervisor is specific and well defined to improve teaching.
- ▶ Pattern of classroom interaction can be studied objective.




# Skills of Microteaching Techniques

1. Introduction Skill
  2. Skill of Black-board writing
  3. Skill of Explanation
  4. Skill of Stimulus Variation
  5. Skill of reinforcement
  6. Skill of illustration
  7. Skill of Achieving Closure
- 




# Feedback in Microteaching

- ▶ Helpful information or criticism that is given to someone to say what can be done to improve a performance, product etc.
  - ▶ The success of micro teaching depends on feedback.
  - ▶ It is used in various forms in case of micro teaching by e supervisor, video-tape, films, T.V., which are various sources of feedback.
- 

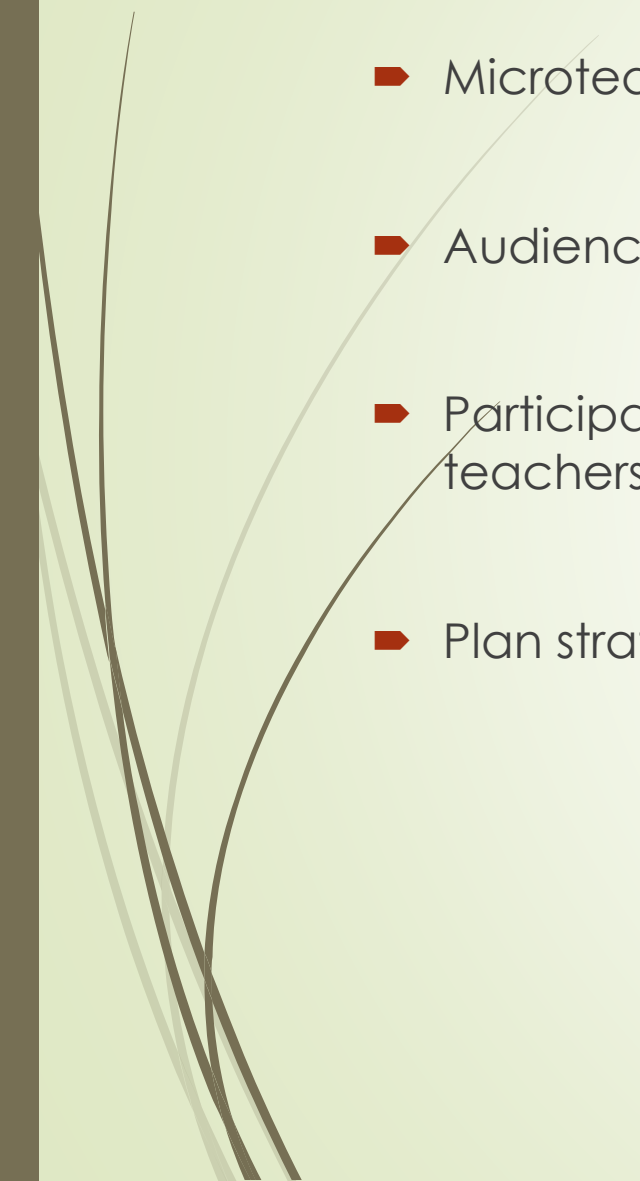


# Advantages of Microteaching

- ▶ It focuses on sharpening and developing specific teaching skills and eliminating errors.
  - ▶ It enables understanding of behaviors important in class-room teaching.
  - ▶ It increases the confidence of the learner teacher.
  - ▶ It is a vehicle of continuous training for both beginners and for senior teachers.
  - ▶ It provides experts supervision and constructive feedback.
- 



# SUMMARY

- ▶ Microteaching involves presentation of micro lesson.
  - ▶ Audience...small group of peers.
  - ▶ Participants learn about strengths and weakness in themselves as teachers.
  - ▶ Plan strategies for improvement in performance.
- 

***“The secret in education lies in respecting the student”***





*Thank  
you!*